

INTRODUCING THE ALL NEW XPRESSION RANGE



XPRESSION 3
3 CANISTER

This all new range of machines is without doubt the most advanced table top line-up to date, offering three different canister configurations each with it's own upgraded mixing system.

All machines now incorporate the very latest advanced button technology with backlit graphics built into the individual button, offering clean lines and a clarity never previously possible.

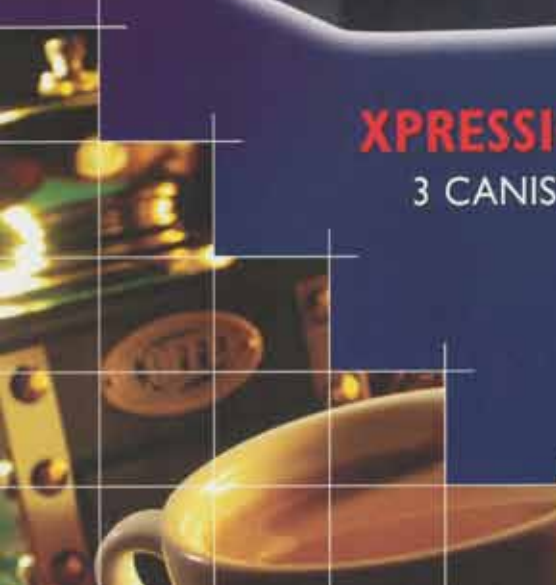
The software program built into the Xpression range puts it head and shoulders above the competition, requiring only volume in ml and ingredients in grams. With its built in menus, all other required settings are loaded automatically with options for large/maxi plus mild/strong plus sugar. These machines are built to perform. The chassis is constructed entirely from stainless steel and zintec (No plastic parts to break in three months) with a highly durable metallic/polyester paint finish.

The quality and longevity of this equipment puts it at the top of the tabletop machines in today's marketplace.

All variations in the Xpression range can be coin operated or free vend.

XPRESSION 4
4 CANISTER

XPRESSION 5
5 CANISTER



THE XPRESSION RANGE

Features

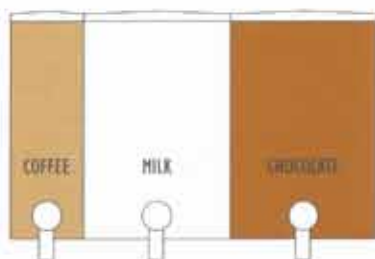
- > All models available as coin operated or free vend
- > Built-in menu including standard/ large/maxi sizes plus regular/strong/ mild drinks
- > Full audit facility
- > New high speed delivery/whipping system
- > Advanced solid state heating 3kw (13A), 4.8kw (20A)
- > Programming in grams & millilitres
- > Pre-loaded drink defaults
- > Low voltage (12v) D.C. control system
- > Integral flush system
- > Mains water or pumped versions available
- > 15 premium drinks (10 on Xpression 3) including jug and hot water plus mild/strong, maxi/large options
- > 80 character LCD display
- > All stainless steel and zinc coated chassis with metallic/polyester paint finishes
- > Advanced button technology with backlit graphics built into buttons
- > All whippers/augers/valves independently fused

Technical Data

- > Height: 760mm
- > Depth: 530mm
- > Width: 360mm
- > Weight: 36kg
- > Drink Throughput:
 - 240 @ 3kw black coffee p/hour
 - 300 @ 4.8kw black coffee p/hour

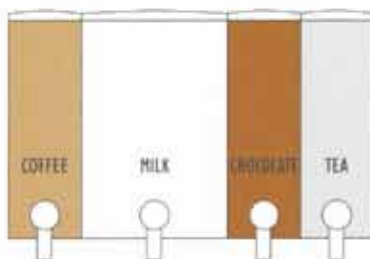
For further information or a demonstration contact your local distributor:

XPRESSION 3 - 3 CANISTER



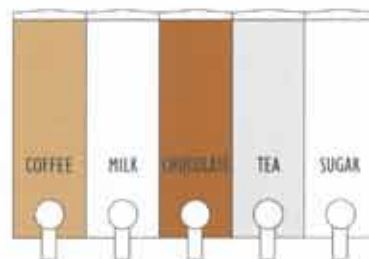
ONE REGULAR, TWO LARGE CANISTERS

XPRESSION 4 - 4 CANISTER



THREE REGULAR, ONE LARGE CANISTER

XPRESSION 5 - 5 CANISTER



FIVE REGULAR CANISTERS



Sample Drink Selection

- > Cappuccino
- > Café Latte
- > Coffee White
- > Coffee Black
- > Chocolate
- > Mocha
- > Chocomilk
- > Jug
- > Espresso
- > Hot Water (Measured)

Sample Drink Selection

- > Cappuccino
- > Coffee White
- > Café Latte
- > Tea White
- > Tea Black
- > Chocolate
- > Chocomilk
- > Mocha
- > Espresso/Choc
- > Espresso
- > Coffee Black
- > Double Espresso
- > Hot Water (Measured)
- > Hot Water (On Demand)
- > Jug

Sample Drink Selection

- > Cappuccino
- > Coffee White
- > Café Latte
- > Tea White
- > Tea Black
- > Chocolate
- > Chocomilk
- > Mocha
- > Espresso/Choc
- > Espresso
- > Coffee Black
- > Double Espresso
- > Hot Water (Measured)
- > Hot Water (On Demand)
- > Jug
- > Sugar